

Welcome to St Thomas' Church of England Primary School



June 2023



Learning and growing in the sight of God

Welcome to Reception!

Welcome to our school!

We hope this information helps you learn more about Reception at St Thomas' and we look forward to seeing you all soon!

Take care, Your EYFS Team



Mrs Hadfield Miss Marchant Mrs Mellor Ms Bucknor Mrs Johnson Miss Scott

Our EYFS Curriculum


Areas of learning:

Area of Learning	Aspects		
Personal, Social and Emotional Development	Self-Regulation	Managing Self	Building Relationships
Communication and Language	Listening, Attention and Understanding	Speaking	
Physical Development	Gross Motor Skills	Fine Motor Skills	
Literacy	Comprehension	Word Reading	Writing
Maths	Number	Numerical Patterns	
Understanding the World	People, Culture and Communities	The Natural World	Past and Present
Expressive Arts and Design	Creating with Materials	Being imaginative and Expressive	

EYFS Guidance

At St Thomas' our curriculum is planned using information from both the 'Development Matters' guidance and the 'Birth to 5 Matters' guidance.

To find out more information about these documents and what is typically expected for children's learning and development from birth to 5, please click on the links below these videos on the year group website to find out more





Oral Health

- Focus on oral health throughout the year
- Visit from Anne Jepson
- Encourage links from home sending in pictures of tooth brushing and visits to the dentist
- Not allowed to bring sweets into school. Instead, encouraged to donate an unwanted or new book to school with a message from your child.



Baseline Assessment

- The purpose of the 'baseline check' is to assess each child's level of development at the beginning of their formal schooling in order to measure progress
- We complete the Government's Reception baseline assessment. This is a computer based assessment tool, which the children will complete during their 'Meet the Teacher' appointment
- For more information about the Reception baseline, please find a leaflet on our Reception page on the school website

Timetable

- 3 carpet sessions in the day for Phonics, Maths and Topic
- Continuous Provision in the indoor and outdoor provision
- Child-led play where the adults extend their learning through questioning
- Lots of physical activity including Playdough Disco, Write Dance and Scribble While you Wiggle
- Attend whole school assemblies in the week, which include Worship, Singing and 'Star Awards'
- Weekly RE lessons and class assemblies



Observations

- A picture of what the child is doing can be taken and the practitioner will write a dialogue of what the child was doing and saying
- This information will be stored on your child's learning journal, which you will receive at the end of the school year
- Please find more information about Tapestry on our school webpage

Tapestry is only used for observations



Next Steps of Learning

Children have their own square displayed in the classroom to showcase their learning. This square will also show what their next step in learning is so that practitioners can see where to support learning.



Good News Tree

All children have their own branch
Each half term your child will be sent home with some leaves
for you to record any achievements your child has
accomplished at home
Our newsletter which is sent home every half term will have
an area of learning for you to focus on.
The leaves will then be put onto your child's branch.



Green leaves for parents
Orange leaves for grandparents
or other family members
Yellow for other childcare providers

School Dinners

- Your child is entitled to the universal free school meals
- There are always 3 meals to choose from, which always includes at least 1 vegetarian option
- The children pick their lunch in the morning
- Menus are available online for you to discuss in advance with your child so you can help guide their choice




Snack

- The children always have fresh fruit, milk and water available daily
- Children can bring their own snack if they wish
- Snacks brought from home need to be **fresh fruit** only
- Water bottles can be brought into school for your child to access their own water throughout the day. The bottles **must** only contain water

School Fund

- Voluntary contribution of £1 a week
- Can pay at the start of every half term
- The fund is used to purchase items for fun activities such as baking, planting and craft activities



Things to bring to school

- Water bottle
- Book bag – no rucksacks
- Spare underwear and socks to be kept in their school bag or PE bag
- PE kit ready for indoor sessions
- Snack if they wish to have a particular fruit



Before and After School

- Please do not enter the Early Years area until the gates have been opened
- Children are not allowed on the climbing frame without teacher's supervision



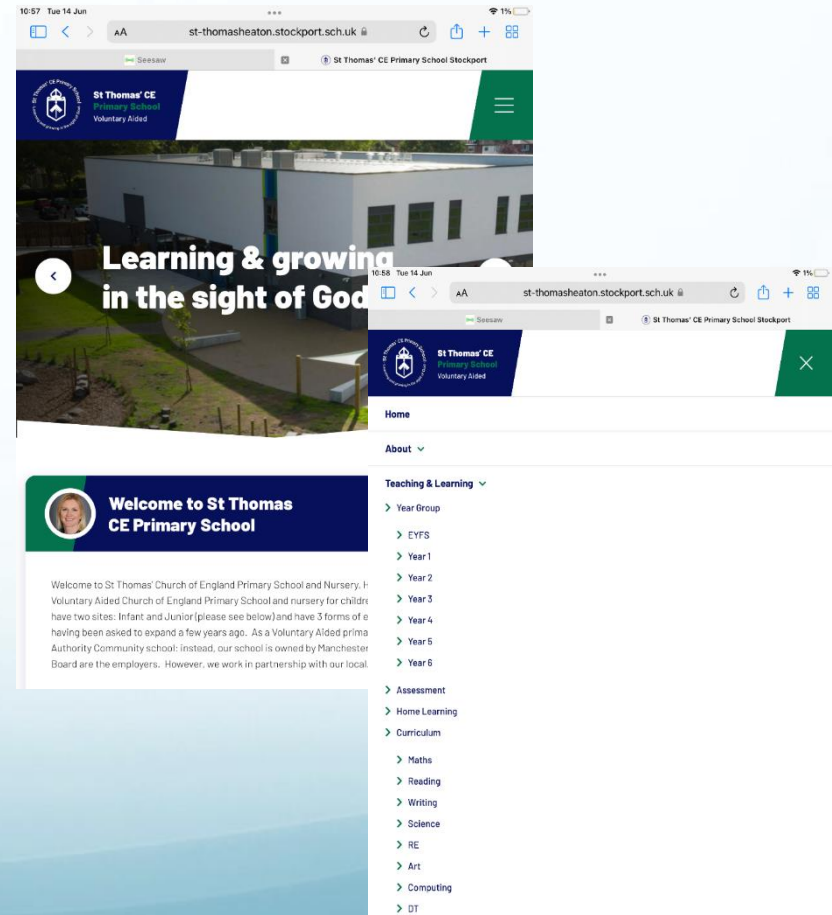
Parent Links

- Outdoor Learning sessions at the Junior site
- Celebration events at the end of the half term
- Parent ideas linked to activities
- Secret Reader
- Visits to school to discuss occupation



How do you know what's going on?

- Tapestry - weekly learning, half term newsletters and reminders
- Newsletters every half term
- Emails
- Text messages
- Letters
- Poster/noticeboard
- Website
- Twitter - @StThomasHeaton



What if you want to talk to your child's teacher?

- Parents' Evening twice a year
- Talk to a member of the team at the EYFS gate or write a note/letter to the teacher or ring the office to arrange a phone call or a meeting

How can you be involved?

- Events
- Supporting your child with schoolwork and attendance
 - PTA
 - School Governors
 - Volunteering in school

Transition Day

- Visit classroom and their class teacher on

Thursday 6th July

- Group A – 9.30am-10.30am Group B – 1.30-2.30pm
- Children will be dropped off in their classrooms via the school playground
- Parents/Carers can come into the classroom
- Children will be left for the session to meet their new teachers and their friends

‘Meet the Teacher’

Our Meet the Teacher appointments will take place on Tuesday 5th September, Wednesday 6th September and Thursday 7th September

You will be asked to wait for your appointment at the Nursery entrance to the left hand side of the school on Wellington Road North

Appointments will be held between parents and staff whilst your child will sit with the teaching assistant to complete some activities

Appointments will only last 25 minutes so please bring any questions or useful information with you for your meeting

'All About Me' board

- A3 board about themselves
- Your child can choose to draw parts or collage using pictures of their loved ones and interests
- They will need to return their boards to school during their 'Meet the Teacher' meeting
- Your child will use their boards to introduce themselves to their friends
- They will then be placed on their 'Special Square' in the classroom for everyone to see
- There is also a School Readiness Rocket in your hand book that your child can complete

Starting School

- Friday 8th - Tuesday 12th September half days
- Pick up and drop off via the playground entrance

Group A

Friday 8th 8.45am-11.00am
Monday 11th 8.45am-11.00am
Tuesday 12th 8.45am-12.45pm

Group B

Friday 8th 1.00pm-3.00pm
Monday 11th 11.15am-3.00pm
Tuesday 12th 1.00pm-3.00pm

Administration Key Information

- Who we are - We are here to help!
- Attendance - Reporting absences / Illnesses / Appointments
- Attendance Letters / EWO: 95% Pupil Premium and 90% all other children
- Holiday Requests / Absences (Absence Request Form)
- Referral to Local Authority for Holiday Education Penalty Notice (HEPN)
- Authorised - Bereavement / Funerals
- Parental Weddings
- Religious Observations

Collection from School –

- List of authorised people
- Red slips
- Preferably 18+ years (16 years in writing)
- Uniform
- Weekly bulletins