



Year 5 – Summer Term 2 Week 6 (20th July – 24th July)

English

Groups A & B: Complete days 1, 2 & 3 only.

Keyworker Group: These lessons will be followed in school in this order each day.

	Texts	Activity
Monday	<p>https://classroom.thenational.academy/lessons/read-example-text-reading-comprehension-983dac</p> <p>Biography Reading Comprehension</p>	<p>Oak National Academy have excellent resources for reading comprehension activities. Follow this link to access the lesson for today which includes a video, story and worksheet to complete.</p>
Tuesday	<p>Edward Lear Biography <i>The Owl and the Pussycat</i> by Edward Lear</p>	<p>Hamilton Trust Learning at Home Packs for English: Year 5 Week 15 Day 1 https://www.hamilton-trust.org.uk/blog/learning-home-packs/</p> <p>Read biography of Edward Lear. Read a classic poem: 'The Owl and the Pussycat'. Watch two versions and write a comparison. Do some imaginative writing.</p>
Wednesday	<p><i>The Owl and the Pussycat</i> by Edward Lear <i>The Owl and the Astronaut</i> <i>Further Adventures of the Owl and the Pussycat</i> https://www.youtube.com/watch?v=lvmhjFOXaml</p>	<p>Hamilton Trust Learning at Home Packs for English: Year 5 Week 15 Day 2 https://www.hamilton-trust.org.uk/blog/learning-home-packs/</p> <p>Read another version of the same poem. Explore vocabulary. Make predictions about a sequel. Plan own poem.</p>
Thursday	<p><i>The Quangle Wangle's Hat</i> by Edward Lear https://www.youtube.com/watch?v=KgrTAFfDW0</p> <p>Use the 'Expanded Noun Phrase' PowerPoint provided on our webpage.</p>	<p>Hamilton Trust Learning at Home Packs for English: Year 5 Week 15 Day 3 https://www.hamilton-trust.org.uk/blog/learning-home-packs/</p> <p>Read another poem by the same poet, 'The Quangle Wangle's Hat'. Note and describe features, Practise expanded noun-phrases. Write descriptively.</p>
Friday	<p><i>The Pobble Who Has No Toes</i> by Edward Lear</p>	<p>Hamilton Trust Learning at Home Packs for English: Year 5 Week 15 Day 4 https://www.hamilton-trust.org.uk/blog/learning-home-packs/</p> <p>Read another classic poem by the same poet, 'The Pobble Who Has No Toes'. Write a recount. Use best handwriting to produce a final copy.</p>

Maths

Group A: You will complete Lesson 1 & 2 in school on Mon/Tues, and will need to complete Lesson 3 & 4 during your days at home.

Group B: You will need to complete Lesson 1 & 2 at home before starting in school on Thursday as we will complete Lesson 3 & 4 in school on Thurs/Fri.

Keyworker Group: These lessons will be followed in school in this order each day.

	Theme: Volume	Activity
Monday	To read scales when measuring volume.	https://classroom.thenational.academy/subjects-by-year/year-5/subjects/maths Lesson 1
Tuesday	To investigate and explain cubed numbers.	https://classroom.thenational.academy/subjects-by-year/year-5/subjects/maths Lesson 2
Wednesday	To estimate the volume of objects.	https://classroom.thenational.academy/subjects-by-year/year-5/subjects/maths Lesson 3
Thursday	To describe volume in cubic units.	https://classroom.thenational.academy/subjects-by-year/year-5/subjects/maths Lesson 4
Friday	To convert units of volume.	https://classroom.thenational.academy/subjects-by-year/year-5/subjects/maths Lesson 5






BBC Bitesize have added video guides and additional materials to link with the areas of Maths taught each day, as well as some fun Maths games:






<https://www.bbc.co.uk/bitesize/subjects/z826n39>

A great website to use for general Maths games and practice is 'Topmarks': <https://www.topmarks.co.uk/> ('Hit the Button' is a favourite)

Topic Activities

Here are some suggested activities that we would usually cover in Year 5 during the Summer Term. We've tried to choose 'stand alone' activities so that you can pick and choose a selection to complete each week, if you wish to do so. You may prefer to choose a particular subject of interest e.g. History to focus on throughout the week, or to develop your own ideas and activities.

Theme		
RE		<p>Festivals</p> <p>Purim (Jewish festival) – Part 2 Re-enact elements of the Purim festival. Choose an activity to do at home: * Re-enact the story making lots of noise when Haman’s name is said (you will need to be very rowdy). Use instruments and props to bring the story alive. * Make crowns to wear for the story re-enactment. * Make your own hamantaschen pastries using the recipe from: http://allrecipes.co.uk/recipe/1403/hamantaschen.aspx These are easy to make and are eaten during this festival. * Give away ‘Purim’ baskets – you could make up a little parcel of food / baking / crafts to give to family or friends. * Listen to Jewish music which would be played at parties: https://www.youtube.com/watch?v=rnp0zchS9Lg</p> <p>If time, write a short recount of your ‘Purim Party’ re-enactment. Why is Purim celebrated?</p>
Science		<p>Life Cycles</p> <p>Summary of Learning What have you learnt from this topic? Create a mind map or poster to show your learning. Here are the main areas we have covered: Stages of a plant’s life cycle Germination Pollination Seed dispersal Parts of flowers</p>
Geography		<p>Marvellous Maps</p> <p>Design an Island Design an Island you’d like to live on. Think about what features it would have then design a simple key using grid references to show where each feature is located. Use the ‘Design an Island’ proforma for your plan if you like.</p>
Art		<p>Colour and Form</p> <p>Summer! The holidays are here! Create a piece of artwork to reflect this. It could be a painting of your ideal holiday destination, a sunny beach scene or anything that gets you in the mood for holidays. Think about displaying it in your window for all to see. Maybe you have/could purchase window markers so that you can draw your scene straight onto a window! Check with an adult first!</p>
DT		<p>‘Marbulous’ Structures</p> <p>Testing and Evaluating Test your marble run. Can you film your marble run in action? Answer the following questions: Which aspects of your run are you pleased with? What problems did you encounter? How did you overcome your problems? What would you do differently if you were to make another marble run? What have you learned in this unit of work?</p>

Computing		Coding	<p>Over the last half term we have worked on a number of ‘unplugged’ ICT activities and games designed to develop your coding skills even if you haven’t got access to a computer. This week’s activity is to develop your own unplugged activity to revise the concepts of: algorithms, sequence, de-bugging and abstract thinking. Try it out on a family member and use if possible record /film what you’ve done. We’d love to see your ideas!</p>
PSHE		Moving On, Moving Up	<p><u>Moving On, Moving Up</u> Continue to complete your ‘All About Me’ booklet from last week. Remember to bring this into school with you when you get the opportunity to meet your Year 6 teacher, so they can find out lots of lovely things about you.</p> <p>All About Me: Transition Booklet</p>
PE		The Garden ‘Give me 5’ Challenge	<p><u>‘Give Me 5’</u> Now that the children can mix with each other a little more, it might be fun to introduce the ‘Give Me 5’ challenge to your garden or park PE sessions. Take a look at the five events detailed under PE Resources on the Y5 Home Learning page. Get fit and have fun!</p> <p>Yorkshire Sport Foundation have lots of videos that are fantastic for embedding the skills and knowledge that children use in PE lessons: https://www.youtube.com/channel/UCGVzDT1kETxgbfXe0BCSvKA</p>
Music		Music Quiz	<p><u>Music Quiz</u> Round 1: https://www.bbc.co.uk/bitesize/articles/z7ryy4j Round 2: https://www.bbc.co.uk/bitesize/topics/zcbkcj6/articles/zq284qt</p> <p>Complete these quizzes to see what you know and have learnt. Good luck!</p>
French		See school website	<p>http://www.st-thomasheaton.stockport.sch.uk/mfl-year-5/ Madame Taylor is updating the class page regularly with activities to support your child’s learning. Each child also has a login for Duolingo to practise spoken French (download the APP for free).</p>