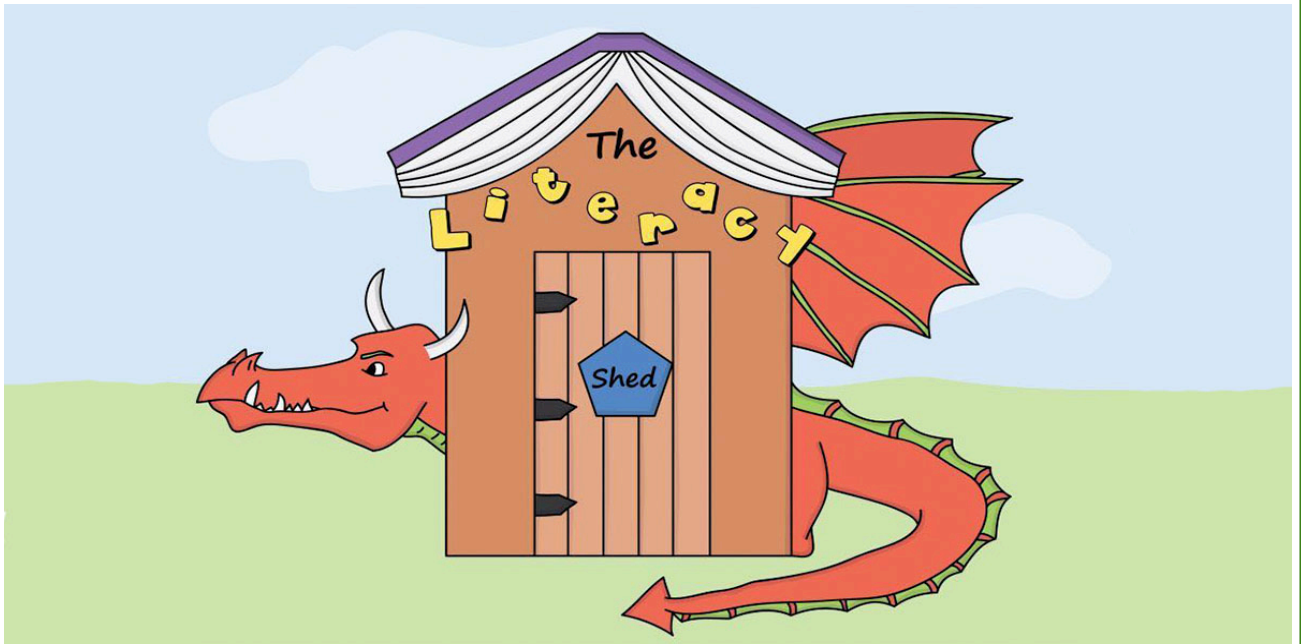


The Black Hat



Activity Pack KS2

This pack contains
10 mixed activities
in response to a
short film clip

The Black Hat

PLEASE NOTE


The Literacy Shed website should **ALWAYS** be used under the supervision of an adult. There are some clips on the site which are only suitable for use with Year 6 children or KS3. Please ensure that children do not search the website independently.

The activities in this pack are designed to use with the following clip...

<https://www.literacyshed.com/blackhat.html>

Other activities to complete after watching the clip:

- Write a description of the boy's home in the woods.
- Design and draw a magic hat with a different power.
- Set up a tally chart to record the birds that you see visiting your garden.
- Write a story about one of your own items (from the mysterious shop) being purchased and what happens next.
- Research and classify birds and bugs
- Write an information text about the creature you design.



The Black Hat

Pause the film after 4 seconds showing the picture of the boy and his grandmother.

- What do we call a child who has no parents?

Pause the film after 11 seconds when the house is shown.

- Do we know any other stories set in a house in the woods?
- What type of stories often include orphans and houses in the woods?

Watch and rewatch up to 32 seconds just before he finds the hat.

- What words does the narrator use to describe the forest?
- What sounds does he hear?

Pause the film after 41 seconds when the boy finds the hat.

- Who do you think this hat may have belonged to?

Pause the film after 1 min 12 seconds when the narrator has described the creatures.


- How do you think the boy is feeling?
- What creatures can we see?
- Can we carefully describe some of the creatures?

Pause after 1 min 30 – when the boy is admiring the caged creatures.

- Why has the boy put them in the jars and cages?
- What does he like about the animals?
- Do you think it is right to keep animals locked in cages?

Pause the film after 1 min 49 seconds when only the normal birds came.

- How do you think the boy is feeling now?
- What other words do we know for sad?
- What things can make us sad?



The Black Hat

Pause the film after the boy calls out 'Please come back to me!'

- What else could the boy say to the bird to persuade him to come back with him?
- What do you think the bird might say back if it could talk?


Pause the film after the narrator says 'He now knew what he had to do.'

- What do you think the boy is going to do?
- Can we describe the birds as they flew around?
 - Can we use a sentence with a verb and an adverb in it? E.g. flying gracefully, swooping beautifully etc.

Watch the film until the end.

- Is there a lesson to this story? A moral?
- How should we treat wild creatures?




*Note that there are no answers to these discussion questions





The Black Hat

Point of view:

Watch the clip again and pause at three moments of significance for the boy (your choice). For each event, write a brief explanation of what is happening in that moment and then complete the speech bubble next to each with what you think the boy would say if given the chance to share his thoughts.



The Black Hat



Create a comic strip of the story

The Black Hat


Word Search

Can you find the following words in the word search?
Words can read forwards, backwards, up, down,
diagonally and can intersect.

adjectives: colourful, delicate, ornate,
elaborate, bright, graceful, beautiful,

verbs: swoop, dive, plunge, trapped, sealed

e	c	s	l	u	f	e	c	a	r	g	g
a	o	e	e	d	o	p	e	t	a	c	s
l	l	d	t	o	d	i	v	e	r	w	e
e	o	e	a	w	p	a	t	s	o	f	l
d	u	p	c	s	p	r	e	o	n	v	u
e	r	p	i	e	e	o	p	b	g	a	f
l	f	a	l	t	h	g	i	r	b	n	i
a	u	r	e	t	n	w	o	p	e	r	t
e	l	t	d	a	g	o	o	p	d	o	u
s	c	i	e	t	a	r	o	b	a	l	e
o	r	n	a	t	e	c	o	l	o	u	b
d	e	l	e	g	n	u	l	p	i	r	b




The Black Hat

Imagine that on returning to his house, the boy discovers another magical creature sleeping in his bedside drawer. What type of creature could it be? Could it be a combination of two or more different creatures? What different colours and patterns could it have? How does it move? What noise does it make?

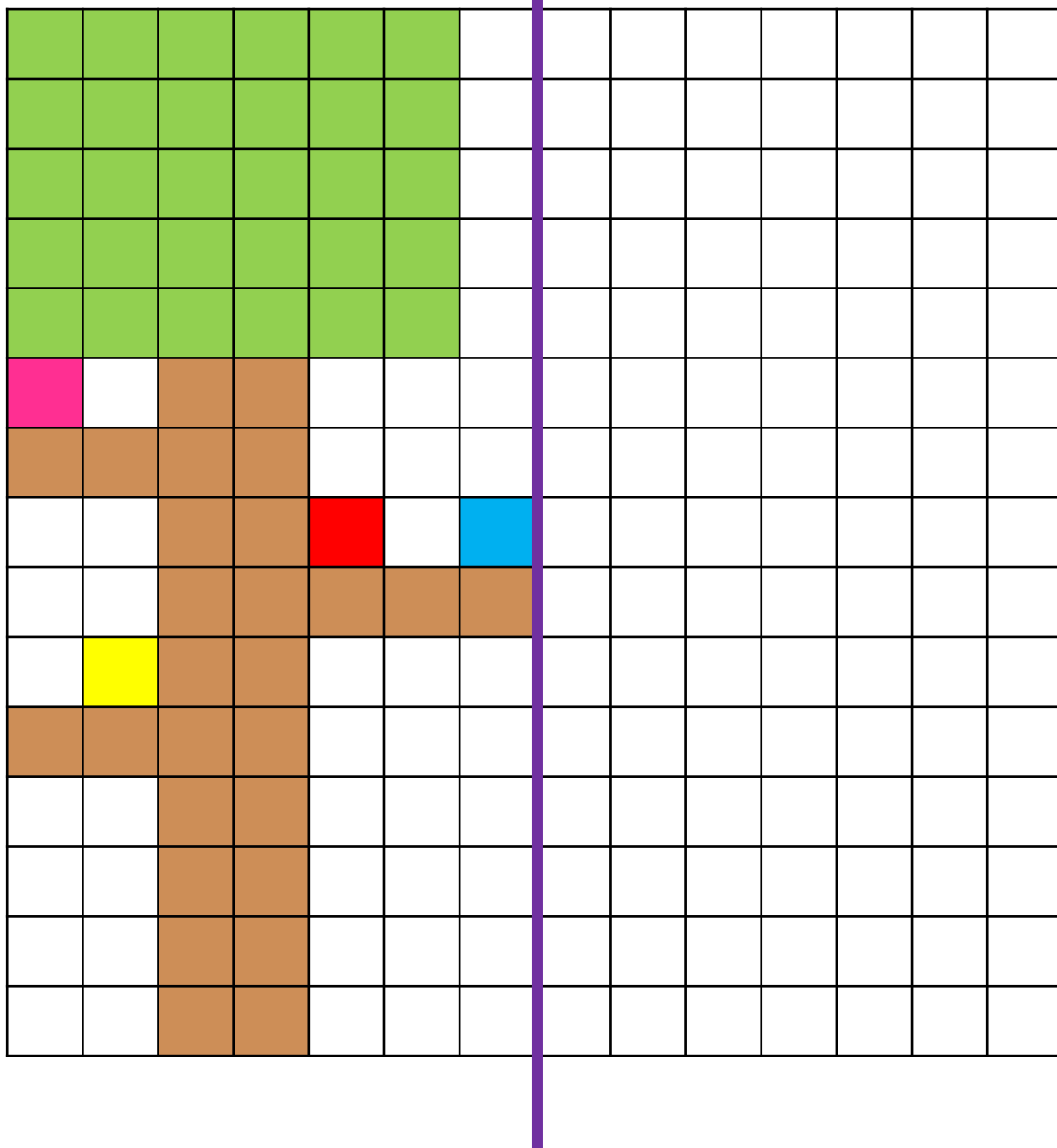
Draw and label your creature. The labels should answer the above questions. Make sure that you use thoughtful adjectives in your labels. There are some on the word search page that you might like to use.

My Creature




The Black Hat

Tree Reflection








Reflect the tree across the mirror line.



The Black Hat

Think carefully about these caged animals. What might they miss most / desire most about freedom? Write a sentence for each describing in detail (adjectives and adverbs) what they would like to do if set free.



The Black Hat

Choose one animal from the previous page who you would like to set free. Now write a letter to the owner of that animal / zoo persuading them that this animal belongs back in its natural habitat. Below is a snippet from an example persuasive letter (an introduction and first paragraph) to give you an idea about how this might sound. There is also a word bank provided. You may choose to do some research about your animal to help you.


Dear Lakeside Zoo,

It has come to my attention that you are currently housing a lone hippopotamus in your zoo. I believe that this is disastrous for the animal and may set an awful precedent that other zoos decide to follow. I urge you to return the isolated animal to its natural habitat.

A hippopotamus is an animal whose natural home includes huge expanses of water, mud and a warm climate. You are unable to provide it with any of these things. Hippos are also dependent upon many species of birds (who eat ticks and parasites) and specific African aquatic plants to keep them healthy. Again, these are things that you are not able to supply.

Vocabulary: habitat, natural, healthy, space, environment, captive, exercise, isolated, dependent, necessary, species, climate, diet.

Openers: Firstly, Secondly, Surely, Furthermore, In addition, For example, For instance, Without a doubt, It is certain that, Finally




The Black Hat

Geometric birds!

Look carefully at the bird below. What different shapes can you see?




Most of the bird is made up of triangles (right angled, isosceles and scalene). Can you see that the long orange shapes on the wings have four sides (quadrilaterals). There are other quadrilaterals on the birds face too.



The Black Hat

Geometric birds!

Have a go at creating your own geometric colourful bird made using triangles and quadrilaterals:



The Black Hat

Blurb: Imagine that the clip you have watched is going to be made into a thought-provoking picture book. Write a detailed blurb for the back of the book. Your blurb should make children of your own age excited about reading it.

Try to:

- 1) entice the reader to want to know what happens in the story by telling them snippets of it (leave them with lots of questions in their minds)
- 2) give the reader an idea about the themes (magic, freedom, loss, beauty etc.), making these sound big and exciting
- 3) choose your language carefully so that you can be concise




The Black Hat



Imagine that you wander through this bookshop door to find another, even stranger shop. This is where the black hat came from. What else is there?

Item (Sketch)	Description of item's appearance	Describe the item's magical powers



The Black Hat

Answer Page

Tree Reflection:

