



Year 5 – Summer Term Week 2 (27th – 1st May)

English

In addition to these weekly activities, we have added a separate document with further “Additional English Resources” that you may want to use alongside these. This includes links to resources for reading, spelling and handwriting.

	Theme	Activity
Monday	<i>The House that Jack Built</i> by Simms Tabac	Hamilton Trust, Learning at Home Packs for English, Year 5, Week 4, Day 1 https://www.hamilton-trust.org.uk/blog/learning-home-packs/ Describing animals and objects.
Tuesday	<i>The House that Jack Built</i> by Simms Tabac	Hamilton Trust, Learning at Home Packs for English, Year 5, Week 4, Day 2 https://www.hamilton-trust.org.uk/blog/learning-home-packs/ Using conjunctions to link independent clauses.
Wednesday	<i>The House that Jack Built</i> by Simms Tabac	Hamilton Trust, Learning at Home Packs for English, Year 5, Week 4, Day 3 https://www.hamilton-trust.org.uk/blog/learning-home-packs/ Performing aloud to an audience. Sentence writing exercises.
Thursday	<i>Twas Midnight</i> (anon)	Hamilton Trust, Learning at Home Packs for English, Year 5, Week 4, Day 4 https://www.hamilton-trust.org.uk/blog/learning-home-packs/ Poetry – rhymes and humour.
Friday	<i>Goodnight</i> (anon)	Hamilton Trust, Learning at Home Packs for English, Year 5, Week 4, Day 5 https://www.hamilton-trust.org.uk/blog/learning-home-packs/ Writing humorous poetry.



Maths

	Theme	Activity
Monday	Adding decimals with the same number of decimal places	White Rose Home learning: Summer Term - Week 2 - Lesson 1 https://whiterosemaths.com/homelearning/year-5/
Tuesday	Subtracting decimals with the same number of decimal places	White Rose Home learning: Summer Term - Week 2 – Lesson 2 https://whiterosemaths.com/homelearning/year-5/
Wednesday	Adding decimals with a different number of decimal places	White Rose Home learning: Summer Term - Week 2 – Lesson 3 https://whiterosemaths.com/homelearning/year-5/
Thursday	Subtracting decimals with a different number of decimal places	White Rose Home learning: Summer Term - Week 2 – Lesson 4 https://whiterosemaths.com/homelearning/year-5/
Friday	Maths Challenge	White Rose Home learning: Summer Term - Week 2 – Lesson 5 https://whiterosemaths.com/homelearning/year-5/





In addition to this, BBC Bitesize have added video guides for the different areas of Maths, as well as some fun Maths games: <https://www.bbc.co.uk/bitesize/subjects/z826n39>







A great website to use for general Maths games and practise (“Hit the Button” is a favourite):

<https://www.topmarks.co.uk/>

Topic Activities

Here are some suggested activities that we would usually cover in Year 5 during the Summer Term. We have tried to choose 'stand alone' activities so that you can pick and choose a selection to complete each week, if you wish to do so. You may prefer to choose a particular subject of interest e.g. History to focus on throughout the week, or to develop your own ideas and activities.

		Theme	
RE		Women from the Old Testament	<p><u>Jochebed (Moses' mother)</u></p> <p>Watch a short clip from the Dreamworks film <i>The Prince of Egypt</i>. (Show the moment when Moses' mother, sister and brother run from their home to escape the soldiers and take baby Moses to the river in his basket.)</p> <p>* This is currently on Amazon Prime Video – watch the opening 8 minutes</p> <p>* Alternatively, watch these clips: https://www.youtube.com/watch?v=aZ9CJIFGOQ and https://www.youtube.com/watch?v=1-WimijgGEU</p> <p>Why did Moses' mother put him in a basket on the river? What would have happened if she had not done this? How was she feeling? Why could this be described as a significant moment? Did she do the right thing? Why? Why not? Why is this woman important?</p> <p><u>Extension:</u> <i>Brenda Chapman directed "The Prince of Egypt" and is featured in the book "Good Night Stories for Rebel Girls." This links to work from last week about influential women in society. Watch this clip to listen to this book extract:</i> https://www.youtube.com/watch?v=iOq2Q6AsrpE</p>
Science		Animals (including humans)	<p><u>What is nutrition?</u></p> <p>Create a list of words associated with nutrition.</p> <p>Use these to create your own word search. Can you find someone to complete it?</p> <p>Write definitions for each word.</p>
History		Mayans	<p><u>What do we know about the Mayan Civilisation?</u></p> <p>Watch the BBC Bitesize video clips and complete the interactive activities: https://www.bbc.co.uk/bitesize/topics/zq6svcw</p> <p>* Select "An introduction to the ancient Maya"</p>
Art		3D Fish	<p><u>Research an artist and create your own piece in the same style</u></p> <p>Look online for examples of artwork by Vincent Scarpace.</p> <p>What is he most famous for painting? What materials and techniques does he use?</p> <p>Choose your favourite piece of work to either copy or use as inspiration for your own piece of artwork.</p> <p>You can use coloured pencils, felt-tips, paints, collage materials etc... The choice is yours!</p>

DT		Food Technology	Develop a sensory food vocabulary to describe food. Think of words you know and research new vocabulary to describe the sight, smell, texture and taste of food. Present your vocabulary in a colourful poster, for future reference.
Computing		Scratch (coding)	We recommend using the STEM website. This is a free resource but you will need to register to create an account. https://www.stem.org.uk/resources/elibrary/resource/35832/scratch-beginners Lesson 2
PSHE		Fake is a Mistake	<i>HeartSmart is a resource we have been using across the whole school for the past 2 years, and links to our assemblies too.</i> Use https://www.heartsmart.family/ and select the theme “Fake is a Mistake”. Watch the introductory video to explain this theme in more detail. Complete the “Truth Poster” activity. Optional Extra: Subscribe (free) to the YouTube channel to access the free shows.
PE		Keeping Active	Yorkshire Sport Foundation have lots of videos that are fantastic for embedding the skills and knowledge that children use in PE lessons: https://www.youtube.com/channel/UCGVzDT1kETxgbfXe0BCSvkA Videos to use for a general physical workout: https://www.gonoodle.com/ https://www.youtube.com/user/thebodycoach1 (Joe Wicks)
Music		Themed Composition: Underwater	Listen to “Carnival of the Animals: Aquarium” by Saint Saëns: https://www.youtube.com/watch?v=XCBDIC0N8Rc What instruments can you hear? How does the music help us to imagine how fish move about in the water? If you can, compose your own musical aquarium using instruments or objects from around your home. Garage Band is a free APP that could also be used on a device, and there are lots of tutorials on youtube for using this simple resource. Try to suggest ways fish dart, dive or glide through your melodies/composition.
French		Food	http://www.st-thomasheaton.stockport.sch.uk/mfl-year-5/ Madame Taylor is updating the class page regularly with activities to support your child’s learning. Each child also has a login for Duolingo to practise spoken French (download the APP for free).